


**FINAL GENERAL FUND BUDGET**

Fiscal Year 2022-2023

**General Fund Budget Approval**

Date of Adoption of the General Fund Budget: 6/20/2022

  
\_\_\_\_\_  
President of the Board - Original Signature Required\_\_\_\_\_  
Date 6/20/22  
\_\_\_\_\_  
Secretary of the Board - Original Signature Required\_\_\_\_\_  
Date 6/20/22  
\_\_\_\_\_  
Chief School Administrator - Original Signature Required\_\_\_\_\_  
Date 6/20/22Melanie Floyd  
\_\_\_\_\_  
Contact Person(814)756-9442 Extn :  
\_\_\_\_\_  
Telephone Extensionmfloyd@nwsd.org  
\_\_\_\_\_  
Email Address

# CERTIFICATION OF ESTIMATED ENDING FUND BALANCE FROM 2022-2023 GENERAL FUND BUDGET

24 PS 6-688

(10/2010)

|                                      |                  |                    |
|--------------------------------------|------------------|--------------------|
| SCHOOL DISTRICT :<br>Northwestern SD | COUNTY :<br>Erie | AUN :<br>105258503 |
|--------------------------------------|------------------|--------------------|

No school district shall approve an increase in real property taxes unless it has adopted a budget that includes an estimated, ending unreserved undesignated fund balance (unassigned) less than the specified percentage of its total budgeted expenditures:

**Total Budgeted Expenditures**

**Fund Balance % Limit  
(less than)**

|                                       |       |
|---------------------------------------|-------|
| Less Than or Equal to \$11,999,999    | 12.0% |
| Between \$12,000,000 and \$12,999,999 | 11.5% |
| Between \$13,000,000 and \$13,999,999 | 11.0% |
| Between \$14,000,000 and \$14,999,999 | 10.5% |
| Between \$15,000,000 and \$15,999,999 | 10.0% |
| Between \$16,000,000 and \$16,999,999 | 9.5%  |
| Between \$17,000,000 and \$17,999,999 | 9.0%  |
| Between \$18,000,000 and \$18,999,999 | 8.5%  |
| Greater Than or Equal to \$19,000,000 | 8.0%  |

Did you raise property taxes in SY 2022-2023 (compared to 2021-2022 )?

Yes ☒  
No ☐


If yes, see information below, taken from the 2022-2023 General Fund Budget.

|  |            |
|--|------------|
| Total Budgeted Expenditures  | \$28437044 |
| Ending Unassigned Fund Balance   | \$1953094  |
| Ending Unassigned Fund Balance as a percentage<br>(%) of Total Budgeted Expenditures | 6.86%      |

The Estimated Ending Unassigned Fund Balance is within the allowable limits.

Yes ☒  
No ☐

**I hereby certify that the above information is accurate and complete.**

|   |                 |
|---|-----------------|
| SIGNATURE OF SUPERINTENDENT<br> | DATE<br>6/20/22 |
|---|-----------------|

DUE DATE: AUGUST 15, 2022

CERTIFICATION OF USE OF PDE-2028  
FOR PUBLIC INSPECTION OF 2022-2023 PROPOSED BUDGET


24 PS 6-687(a)(1)

(03/2006)

|   |                  |                           |
|---|------------------|---------------------------|
| School District Name :<br>Northwestern SD | County :<br>Erie | AUN Number :<br>105258503 |
|---|------------------|---------------------------|

Section 687(a)(1) of the School Code requires the president of the board of school directors of each school district to certify to the Department of Education that the proposed budget was prepared, presented and will be made available for public inspection using the uniform form prepared and furnished by the Department of Education.

I hereby certify that the above information is accurate and complete.

|   |                 |
|---|-----------------|
| SIGNATURE OF SCHOOL BOARD<br>PRESIDENT<br> | DATE<br>5/16/22 |
|---|-----------------|

DUE DATE: IMMEDIATELY FOLLOWING  
ADOPTION OF PROPOSED  
FINAL GENERAL FUND BUDGET

| <u>Val Number</u> | <u>Description</u>  | <u>Justification</u>   |
|-------------------|---|--|
| 5210              | Expenditure Detail: 100 Salaries amount must be greater than 200 Benefits amount. For an exception, please enter a justification below.<br><br>Function 1200, Object 100: \$1,153,532.00<br>Function 1200, Object 200: \$1,158,687.00 | Health insurance and PSERS cost cause benefits to exceed actual salary to support staff/aides.   |
| 5310              | Expenditure Detail: 100 Salaries amount must be greater than 200 Benefits amount. For an exception, please enter a justification below.<br><br>Function 2700, Object 100: \$11,925.00<br>Function 2700, Object 200: \$16,295.00       | Individual salary is shared with cafeteria fund, however, health insurance and PSERS costs cause benefits to exceed actual salary to the individual.       |
| 8060              | Ending Fund Balance Entry and Budgetary Reserve: If 5900 Budgetary Reserve is not equal to 0, a justification must be entered below.  | Budgetary reserve is utilized for unanticipated expenses incurred throughout the 2022-23 school year.  |
| 8080              | Ending Fund Balance Entry and Budgetary Reserve: If 0850 Estimated Ending Unassigned Fund Balance is not equal to 0, a justification must be entered below.   | Additional residual funds are reserves for unanticipated expenditures.   |
| 8150              | Ending Fund Balance Entry and Budgetary Reserve: If 0830 Committed Fund Balance is not equal to 0, a justification must be entered below.   | The district has committed balances for locally funded retirement, health insurance, stabilization funds for BEF, Special Education, technology, and STEM. |

| <u>ITEM</u>  | <u>AMOUNTS</u> |                            |
|--|----------------|----------------------------|
| <b>Estimated Beginning Unreserved Fund Balance Available for Appropriation and Reserves Scheduled For Liquidation During The Fiscal Year</b>       |                |                            |
| 0810 Nonspendable Fund Balance   | 516,266        |                            |
| 0820 Restricted Fund Balance   |                |                            |
| 0830 Committed Fund Balance  | 12,783,773     |                            |
| 0840 Assigned Fund Balance   |                |                            |
| 0850 Unassigned Fund Balance   | 1,953,094      |                            |
| <b>Total Estimated Beginning Unreserved Fund Balance Available for Appropriation and Reserves Scheduled For Liquidation During The Fiscal Year</b> |                | <b><u>\$14,736,867</u></b> |
| <b>Estimated Revenues And Other Financing Sources</b>  |                |                            |
| 6000 Revenue from Local Sources  | 6,303,232      |                            |
| 7000 Revenue from State Sources  | 16,007,897     |                            |
| 8000 Revenue from Federal Sources  | 3,222,330      |                            |
| 9000 Other Financing Sources   |                |                            |
| <b>Total Estimated Revenues And Other Financing Sources</b>  |                | <b><u>\$25,533,459</u></b> |
| <b>Total Estimated Fund Balance, Revenues, and Other Financing Sources Available for Appropriation</b>   |                | <b><u>\$40,270,326</u></b> |

|   | <u>Amount</u>       |
|---|---------------------|
| <b>REVENUE FROM LOCAL SOURCES</b>   |                     |
| 6111 Current Real Estate Taxes  | 4,418,918           |
| 6112 Interim Real Estate Taxes  | 5,000               |
| 6113 Public Utility Realty Taxes  | 5,384               |
| 6114 Payments in Lieu of Current Taxes - State / Local  | 7,672               |
| 6150 Current Act 511 Taxes - Proportional Assessments   | 935,797             |
| 6400 Delinquencies on Taxes Levied / Assessed by the LEA                                      | 291,771             |
| 6500 Earnings on Investments  | 12,000              |
| 6700 Revenues from LEA Activities   | 13,170              |
| 6800 Revenues from Intermediary Sources / Pass-Through Funds                                  | 447,537             |
| 6910 Rentals  | 62,384              |
| 6940 Tuition from Patrons   | 58,999              |
| 6960 Services Provided Other Local Governmental Units / LEAs                                  | 42,000              |
| 6990 Refunds and Other Miscellaneous Revenue  | 2,600               |
| <b>REVENUE FROM LOCAL SOURCES</b>   | <b>\$6,303,232</b>  |
| <b>REVENUE FROM STATE SOURCES</b>   |                     |
| 7111 Basic Education Funding-Formula  | 10,079,171          |
| 7112 Basic Education Funding-Social Security  | 375,108             |
| 7160 Tuition for Orphans Subsidy  | 64,811              |
| 7220 Vocational Education   | 149,826             |
| 7271 Special Education funds for School-Aged Pupils   | 1,346,051           |
| 7311 Pupil Transportation Subsidy   | 1,160,098           |
| 7312 Nonpublic and Charter School Pupil Transportation Subsidy                                | 3,850               |
| 7330 Health Services (Medical, Dental, Nurse, Act 25)   | 23,029              |
| 7340 State Property Tax Reduction Allocation  | 496,812             |
| 7505 Ready to Learn Block Grant   | 330,199             |
| 7820 State Share of Retirement Contributions  | 1,978,942           |
| <b>REVENUE FROM STATE SOURCES</b>   | <b>\$16,007,897</b> |
| <b>REVENUE FROM FEDERAL SOURCES</b>   |                     |
| 8514 NCLB, Title I - Improving the Academic Achievement of the Disadvantaged                  | 453,227             |
| 8515 NCLB, Title II - Preparing, Training and Recruiting High Quality Teachers and Principals | 61,082              |
| 8517 NCLB, Title IV - 21st Century Schools  | 34,303              |
| 8743 ESSER II - Elementary and Secondary School Emergency Relief Fund                         | 840,032             |
| 8744 ARP ESSER - Elementary and Secondary School Emergency Relief Fund                        | 1,507,286           |
| 8751 ARP ESSER Learning Loss  | 174,260             |

|  | <u>Amount</u>      |
|--|--------------------|
| <b>REVENUE FROM FEDERAL SOURCES</b>  |                    |
| 8752 ARP ESSER Summer Programs   | 18,926             |
| 8753 ARP ESSER Afterschool Programs  | 27,214             |
| 8810 School-Based Access Medicaid Reimbursement Program (SBAP) Reimbursements (Access) | 51,000             |
| 8820 Medical Assistance Reimbursement for Administrative Claiming (Quarterly) Program  | 55,000             |
| <b>REVENUE FROM FEDERAL SOURCES</b>  | <b>\$3,222,330</b> |
| <b>TOTAL ESTIMATED REVENUES AND OTHER SOURCES</b>                                      | <b>25,533,459</b>  |

Act 1 Index (current): 5.0%

| Calculation Method:                                   | Rate             |               |
|---|------------------|---------------|
| Approx. Tax Revenue from RE Taxes:                    | \$4,418,918      |               |
| Amount of Tax Relief for Homestead Exclusions         | <u>\$496,812</u> |               |
| Total Approx. Tax Revenue:                            | \$4,915,730      |               |
| Approx. Tax Levy for Tax Rate Calculation:            | \$5,148,305      |               |
|   | Erie             | Total         |
| <hr/>   |                  |               |
| 2021-22 Data  |                  |               |
| a. Assessed Value                                     | \$458,760,141    | \$458,760,141 |
| b. Real Estate Mills                                  | 10.9263          |               |
| I. 2022-23 Data                                       |                  |               |
| c. 2020 STEB Market Value                             | \$447,280,854    | \$447,280,854 |
| d. Assessed Value                                     | \$459,690,639    | \$459,690,639 |
| e. Assessed Value of New Constr/ Renov                | \$0              | \$0           |
| <hr/>   |                  |               |
| 2021-22 Calculations                                  |                  |               |
| f. 2021-22 Tax Levy                                   | \$5,012,551      | \$5,012,551   |
| (a * b)   |                  |               |
| 2022-23 Calculations                                  |                  |               |
| g. Percent of Total Market Value                      | 100.00000%       | 100.00000%    |
| II. h. Rebalanced 2021-22 Tax Levy                    | \$5,012,551      | \$5,012,551   |
| (f Total * g)   |                  |               |
| i. Base Mills Subject to Index                        | 10.9263          |               |
| (h / a * 1000) if no reassessment                     |                  |               |
| (h / (d-e) * 1000) if reassessment                    |                  |               |
| <hr/>   |                  |               |
| Calculation of Tax Rates and Levies Generated         |                  |               |
| j. Weighted Avg. Collection Percentage                | 95.00000%        | 95.00000%     |
| k. Tax Levy Needed                                    | \$5,148,305      | \$5,148,305   |
| (Approx. Tax Levy * g)                                |                  |               |
| I. 2022-23 Real Estate Tax Rate                       | 11.1995          |               |
| (k / d * 1000)  |                  |               |
| III. m. Tax Levy Generated by Mills                   | \$5,148,305      | \$5,148,305   |
| (I / 1000 * d)  |                  |               |
| n. Tax Levy minus Tax Relief for Homestead Exclusions |                  | \$4,651,493   |
| (m - Amount of Tax Relief for Homestead Exclusions)   |                  |               |
| o. Net Tax Revenue Generated By Mills                 |                  | \$4,418,918   |
| (n * Est. Pct. Collection)                            |                  |               |
| <hr/>   |                  |               |



Act 1 Index (current): 5.0%

|   |                  |       |
|---|------------------|-------|
| Calculation Method:                           | Rate             |       |
| Approx. Tax Revenue from RE Taxes:            | \$4,418,918      |       |
| Amount of Tax Relief for Homestead Exclusions | <u>\$496,812</u> |       |
| Total Approx. Tax Revenue:                    | \$4,915,730      |       |
| Approx. Tax Levy for Tax Rate Calculation:    | \$5,148,305      |       |
|   | Erie             | Total |

|   |             |             |
|---|-------------|-------------|
| Index Maximums  |             |             |
| p. Maximum Mills Based On Index<br>(i * (1 + Index))            | 11.4726     |             |
| q. Mills In Excess of Index<br>(if (l > p), (l - p))            | 0.0000      |             |
| r. Maximum Tax Levy Based On Index<br>(p / 1000 * d)            | \$5,273,847 | \$5,273,847 |
| IV. s. Millage Rate within Index?<br>(If l > p Then No)         | Yes         |             |
| t. Tax Levy In Excess of Index<br>(if (m > r), (m - r))         | \$0         | \$0         |
| u. Tax Revenue In Excess of Index<br>(t * Est. Pct. Collection) | \$0         | \$0         |

|   |             |           |
|---|-------------|-----------|
| Information Related to Property Tax Relief    |             |           |
| V. Assessed Value Exclusion per Homestead     | \$17,474.00 |           |
| Number of Homestead/Farmstead Properties      | 2566        | 2566      |
| Median Assessed Value of Homestead Properties |             | \$101,750 |

Act 1 Index (current): 5.0%

|   |                  |
|---|------------------|
| Calculation Method:                           | Rate             |
| Approx. Tax Revenue from RE Taxes:            | \$4,418,918      |
| Amount of Tax Relief for Homestead Exclusions | <u>\$496,812</u> |
| Total Approx. Tax Revenue:                    | \$4,915,730      |
| Approx. Tax Levy for Tax Rate Calculation:    | \$5,148,305      |
|   | Erie             |
|   | Total            |

|   |           |                      |     |           |
|---|-----------|----------------------|-----|-----------|
| State Property Tax Reduction Allocation used for: Homestead Exclusions            | \$496,812 | Lowering RE Tax Rate | \$0 | \$496,812 |
| Prior Year State Property Tax Reduction Allocation used for: Homestead Exclusions | \$0       |                      |     | \$0       |
| Amount of Tax Relief from State/Local Sources                                     |           |                      |     | \$496,812 |

| CODE   |   |                          |                                    |  |  |                          |   |  |
|--|---|--------------------------|------------------------------------|--|--|--------------------------|---|--|
| 6111 <u>Current Real Estate Taxes</u>                  |   |                          |                                    | <u>Amount of Tax Relief for Homestead Exclusions</u> | <u>Tax Levy Minus Homestead Exclusions</u> |                          | <u>Net Tax Revenue Generated By Mills</u> |  |
| <u>County Name</u>                                     | <u>Taxable Assessed Value</u>                           | <u>Real Estate Mills</u> | <u>Tax Levy Generated by Mills</u> |  |  | <u>Percent Collected</u> |   |  |
| Erie   | 459,690,639   | 11.1995                  | 5,148,305                          |  |  | 95.00000%                |   |  |
| Totals:  |   | 459,690,639              | 5,148,305                          | -  | 496,812 =                                  | 4,651,493 X              | 95.00000% = 4,418,918                     |  |
|  |   |                          |                                    | <u>Rate</u>  |  |                          | <u>Estimated Revenue</u>                  |  |
| 6120   | <u>Current Per Capita Taxes, Section 679</u>            |                          |                                    | \$0.00   |  |                          | 0   |  |
| 6140   | <u>Current Act 511 Taxes– Flat Rate Assessments</u>     |                          |                                    | <u>Rate</u>  | <u>Add'l Rate (if appl.)</u>               | <u>Tax Levy</u>          | <u>Estimated Revenue</u>                  |  |
| 6141   | Current Act 511 Per Capita Taxes                        |                          |                                    | \$0.00   | \$0.00                                     | 0                        | 0   |  |
| 6142   | Current Act 511 Occupation Taxes– Flat Rate             |                          |                                    | \$0.00   | \$0.00                                     | 0                        | 0   |  |
| 6143   | Current Act 511 Local Services Taxes                    |                          |                                    | \$0.00   | \$0.00                                     | 0                        | 0   |  |
| 6144   | Current Act 511 Trailer Taxes                           |                          |                                    | \$0.00   | \$0.00                                     | 0                        | 0   |  |
| 6145   | Current Act 511 Business Privilege Taxes– Flat Rate     |                          |                                    | \$0.00   | \$0.00                                     | 0                        | 0   |  |
| 6146   | Current Act 511 Mechanical Device Taxes– Flat Rate      |                          |                                    | \$0.00   | \$0.00                                     | 0                        | 0   |  |
| 6149   | Current Act 511 Taxes, Other Flat Rate Assessments      |                          |                                    | \$0.00   | \$0.00                                     | 0                        | 0   |  |
| Total Current Act 511 Taxes – Flat Rate Assessments    |   |                          |                                    |  |  | 0                        | 0   |  |
| 6150   | <u>Current Act 511 Taxes – Proportional Assessments</u> |                          |                                    | <u>Rate</u>  | <u>Add'l Rate (if appl.)</u>               | <u>Tax Levy</u>          | <u>Estimated Revenue</u>                  |  |
| 6151   | Current Act 511 Earned Income Taxes                     |                          |                                    | 0.500%   | 0.000%                                     | 872,432                  | 872,432                                   |  |
| 6152   | Current Act 511 Occupation Taxes                        |                          |                                    | 0.000  | 0.000                                      | 0                        | 0   |  |
| 6153   | Current Act 511 Real Estate Transfer Taxes              |                          |                                    | 0.500%   | 0.000%                                     | 63,365                   | 63,365                                    |  |
| 6154   | Current Act 511 Amusement Taxes                         |                          |                                    | 0.000%   | 0.000%                                     | 0                        | 0   |  |
| 6155   | Current Act 511 Business Privilege Taxes                |                          |                                    | 0.000  | 0.000                                      | 0                        | 0   |  |
| 6156   | Current Act 511 Mechanical Device Taxes– Percentage     |                          |                                    | 0.000%   | 0.000%                                     | 0                        | 0   |  |
| 6157   | Current Act 511 Mercantile Taxes                        |                          |                                    | 0.000  | 0.000                                      | 0                        | 0   |  |
| 6159   | Current Act 511 Taxes, Other Proportional Assessments   |                          |                                    | 0  | 0  | 0                        | 0   |  |
| Total Current Act 511 Taxes – Proportional Assessments |   |                          |                                    |  |  | 935,797                  | 935,797                                   |  |
| Total Act 511, Current Taxes                           |   |                          |                                    |  |  |                          | 935,797                                   |  |
| Act 511 Tax Limit -->                                  |   |                          |                                    |  | 447,280,854 X                              | 12                       | 5,367,370                                 |  |
|  |   |                          |                                    |  | Market Value                               | Mills                    | (511 Limit)                               |  |

| Tax<br>Function | Description  | Tax Rate Charged in:    |         | Percent<br>Change in<br>Rate | Less than<br>or equal to<br>Index | Index | Additional Tax Rate<br>Charged in: |         | Percent<br>Change in<br>Rate | Less than<br>or equal to<br>Index |
|-----------------|--|-------------------------|---------|------------------------------|-----------------------------------|-------|------------------------------------|---------|------------------------------|-----------------------------------|
|                 |  | 2021-22<br>(Rebalanced) | 2022-23 |                              |                                   |       | 2021-22<br>(Rebalanced)            | 2022-23 |                              |                                   |
| 6111            | <u>Current Real Estate Taxes</u>                       |                         |         |                              |                                   |       |                                    |         |                              |                                   |
|                 | Erie   | 10.9263                 | 11.1995 | 2.51%                        | Yes                               | 5.0%  |                                    |         |                              |                                   |
|                 | <u>Current Act 511 Taxes— Proportional Assessments</u> |                         |         |                              |                                   |       |                                    |         |                              |                                   |
| 6151            | Current Act 511 Earned Income Taxes                    | 0.500%                  | 0.500%  | 0.00%                        | Yes                               | 5.0%  |                                    |         |                              |                                   |
| 6153            | Current Act 511 Real Estate Transfer Taxes             | 0.500%                  | 0.500%  | 0.00%                        | Yes                               | 5.0%  |                                    |         |                              |                                   |

LEA : 105258503      Northwestern SD

Printed 6/21/2022 10:27:06 AM

| <u>Description</u>   | <u>Amount</u>       |
|--|---------------------|
| <b>1000 Instruction</b>  |                     |
| 1100 Regular Programs - Elementary / Secondary                             | 11,532,656          |
| 1200 Special Programs - Elementary / Secondary                             | 4,506,378           |
| 1300 Vocational Education  | 1,503,479           |
| 1400 Other Instructional Programs - Elementary / Secondary                 | 151,778             |
| 1700 Higher Education Programs for Secondary Students                      | 3,781               |
| <b>Total Instruction</b>   | <b>\$17,698,072</b> |
| <b>2000 Support Services</b>   |                     |
| 2100 Support Services - Students   | 842,093             |
| 2200 Support Services - Instructional Staff                                | 1,280,372           |
| 2300 Support Services - Administration                                     | 1,822,258           |
| 2400 Support Services - Pupil Health                                       | 318,690             |
| 2500 Support Services - Business   | 390,742             |
| 2600 Operation and Maintenance of Plant Services                           | 1,311,224           |
| 2700 Student Transportation Services                                       | 1,876,630           |
| 2800 Support Services - Central  | 56,545              |
| 2900 Other Support Services  | 24,000              |
| <b>Total Support Services</b>  | <b>\$7,922,554</b>  |
| <b>3000 Operation of Non-Instructional Services</b>                        |                     |
| 3200 Student Activities  | 488,268             |
| 3300 Community Services  | 10,000              |
| <b>Total Operation of Non-Instructional Services</b>                       | <b>\$498,268</b>    |
| <b>4000 Facilities Acquisition, Construction and Improvement Services</b>  |                     |
| 4000 Facilities Acquisition, Construction and Improvement Services         | 175,000             |
| <b>Total Facilities Acquisition, Construction and Improvement Services</b> | <b>\$175,000</b>    |
| <b>5000 Other Expenditures and Financing Uses</b>                          |                     |
| 5100 Debt Service / Other Expenditures and Financing Uses                  | 195,750             |
| 5200 Interfund Transfers - Out   | 1,719,400           |
| 5900 Budgetary Reserve   | 228,000             |
| <b>Total Other Expenditures and Financing Uses</b>                         | <b>\$2,143,150</b>  |
| <b>Total Estimated Expenditures and Other Financing Uses</b>               | <b>\$28,437,044</b> |

LEA : 105258503      Northwestern SD

Printed 6/21/2022 10:27:07 AM

| <u>Description</u>   | <u>Amount</u>       |
|--|---------------------|
| <b>1000 Instruction</b>  |                     |
| <b>1100 <u>Regular Programs - Elementary / Secondary</u></b>             |                     |
| 100 Personnel Services - Salaries  | 5,199,138           |
| 200 Personnel Services - Employee Benefits                               | 4,084,206           |
| 300 Purchased Professional and Technical Services                        | 413,225             |
| 400 Purchased Property Services  | 95,783              |
| 500 Other Purchased Services   | 711,850             |
| 600 Supplies   | 1,007,154           |
| 700 Property   | 19,655              |
| 800 Other Objects  | 1,645               |
| <b>Total Regular Programs - Elementary / Secondary</b>                   | <b>\$11,532,656</b> |
| <b>1200 <u>Special Programs - Elementary / Secondary</u></b>             |                     |
| 100 Personnel Services - Salaries  | 1,153,532           |
| 200 Personnel Services - Employee Benefits                               | 1,158,687           |
| 300 Purchased Professional and Technical Services                        | 1,425,879           |
| 500 Other Purchased Services   | 720,260             |
| 600 Supplies   | 46,420              |
| 700 Property   | 1,600               |
| <b>Total Special Programs - Elementary / Secondary</b>                   | <b>\$4,506,378</b>  |
| <b>1300 <u>Vocational Education</u></b>                                  |                     |
| 100 Personnel Services - Salaries  | 366,260             |
| 200 Personnel Services - Employee Benefits                               | 267,254             |
| 300 Purchased Professional and Technical Services                        | 9,030               |
| 400 Purchased Property Services  | 8,100               |
| 500 Other Purchased Services   | 803,492             |
| 600 Supplies   | 41,843              |
| 700 Property   | 5,000               |
| 800 Other Objects  | 2,500               |
| <b>Total Vocational Education</b>  | <b>\$1,503,479</b>  |
| <b>1400 <u>Other Instructional Programs - Elementary / Secondary</u></b> |                     |
| 100 Personnel Services - Salaries  | 52,264              |
| 200 Personnel Services - Employee Benefits                               | 22,428              |
| 300 Purchased Professional and Technical Services                        | 18,926              |
| 500 Other Purchased Services   | 58,160              |
| <b>Total Other Instructional Programs - Elementary / Secondary</b>       | <b>\$151,778</b>    |
| <b>1700 <u>Higher Education Programs for Secondary Students</u></b>      |                     |
| 500 Other Purchased Services   | 3,781               |
| <b>Total Higher Education Programs for Secondary Students</b>            | <b>\$3,781</b>      |
| <b>Total Instruction</b>   | <b>\$17,698,072</b> |
| <b>2000 Support Services</b>   |                     |
| <b>2100 <u>Support Services - Students</u></b>                           |                     |
| 100 Personnel Services - Salaries  | 462,664             |
| 200 Personnel Services - Employee Benefits                               | 342,054             |
| 300 Purchased Professional and Technical Services                        | 25,000              |

LEA : 105258503      Northwestern SD

Printed 6/21/2022 10:27:07 AM

| <u>Description</u>   |   | <u>Amount</u>      |
|--|---|--------------------|
| 500  | Other Purchased Services                      | 1,700              |
| 600  | Supplies                                      | 10,450             |
| 800  | Other Objects                                 | 225                |
| <b>Total Support Services - Students</b>                       |   | <b>\$842,093</b>   |
| <b>2200 <u>Support Services - Instructional Staff</u></b>      |   |                    |
| 100  | Personnel Services - Salaries                 | 576,046            |
| 200  | Personnel Services - Employee Benefits        | 490,825            |
| 300  | Purchased Professional and Technical Services | 76,795             |
| 400  | Purchased Property Services                   | 10,095             |
| 500  | Other Purchased Services                      | 6,785              |
| 600  | Supplies                                      | 108,826            |
| 700  | Property                                      | 8,000              |
| 800  | Other Objects                                 | 3,000              |
| <b>Total Support Services - Instructional Staff</b>            |   | <b>\$1,280,372</b> |
| <b>2300 <u>Support Services - Administration</u></b>           |   |                    |
| 100  | Personnel Services - Salaries                 | 868,039            |
| 200  | Personnel Services - Employee Benefits        | 706,325            |
| 300  | Purchased Professional and Technical Services | 133,050            |
| 400  | Purchased Property Services                   | 3,300              |
| 500  | Other Purchased Services                      | 51,910             |
| 600  | Supplies                                      | 38,259             |
| 700  | Property                                      | 2,500              |
| 800  | Other Objects                                 | 18,875             |
| <b>Total Support Services - Administration</b>                 |   | <b>\$1,822,258</b> |
| <b>2400 <u>Support Services - Pupil Health</u></b>             |   |                    |
| 100  | Personnel Services - Salaries                 | 166,350            |
| 200  | Personnel Services - Employee Benefits        | 137,159            |
| 300  | Purchased Professional and Technical Services | 6,150              |
| 400  | Purchased Property Services                   | 110                |
| 600  | Supplies                                      | 8,921              |
| <b>Total Support Services - Pupil Health</b>                   |   | <b>\$318,690</b>   |
| <b>2500 <u>Support Services - Business</u></b>                 |   |                    |
| 100  | Personnel Services - Salaries                 | 210,044            |
| 200  | Personnel Services - Employee Benefits        | 138,741            |
| 300  | Purchased Professional and Technical Services | 20,000             |
| 400  | Purchased Property Services                   | 3,857              |
| 500  | Other Purchased Services                      | 6,100              |
| 600  | Supplies                                      | 8,500              |
| 800  | Other Objects                                 | 3,500              |
| <b>Total Support Services - Business</b>                       |   | <b>\$390,742</b>   |
| <b>2600 <u>Operation and Maintenance of Plant Services</u></b> |   |                    |
| 100  | Personnel Services - Salaries                 | 131,425            |
| 200  | Personnel Services - Employee Benefits        | 85,448             |
| 300  | Purchased Professional and Technical Services | 54,040             |
| 400  | Purchased Property Services                   | 813,861            |

LEA : 105258503      Northwestern SD

Printed 6/21/2022 10:27:07 AM

| <u>Description</u>   | <u>Amount</u>      |
|--|--------------------|
| 500 Other Purchased Services   | 91,450             |
| 600 Supplies   | 90,000             |
| 700 Property   | 40,500             |
| 800 Other Objects  | 4,500              |
| <b>Total Operation and Maintenance of Plant Services</b>                         | <b>\$1,311,224</b> |
| <b>2700 <u>Student Transportation Services</u></b>                               |                    |
| 100 Personnel Services - Salaries  | 11,925             |
| 200 Personnel Services - Employee Benefits                                       | 16,295             |
| 400 Purchased Property Services  | 225                |
| 500 Other Purchased Services   | 1,847,785          |
| 600 Supplies   | 250                |
| 800 Other Objects  | 150                |
| <b>Total Student Transportation Services</b>                                     | <b>\$1,876,630</b> |
| <b>2800 <u>Support Services - Central</u></b>                                    |                    |
| 100 Personnel Services - Salaries  | 35,000             |
| 200 Personnel Services - Employee Benefits                                       | 20,145             |
| 300 Purchased Professional and Technical Services                                | 1,300              |
| 800 Other Objects  | 100                |
| <b>Total Support Services - Central</b>  | <b>\$56,545</b>    |
| <b>2900 <u>Other Support Services</u></b>  |                    |
| 500 Other Purchased Services   | 24,000             |
| <b>Total Other Support Services</b>  | <b>\$24,000</b>    |
| <b>Total Support Services</b>  | <b>\$7,922,554</b> |
| <b>3000 Operation of Non-Instructional Services</b>                              |                    |
| <b>3200 <u>Student Activities</u></b>  |                    |
| 100 Personnel Services - Salaries  | 257,338            |
| 200 Personnel Services - Employee Benefits                                       | 110,425            |
| 300 Purchased Professional and Technical Services                                | 36,520             |
| 400 Purchased Property Services  | 2,500              |
| 500 Other Purchased Services   | 72,170             |
| 600 Supplies   | 3,165              |
| 700 Property   | 6,000              |
| 800 Other Objects  | 150                |
| <b>Total Student Activities</b>  | <b>\$488,268</b>   |
| <b>3300 <u>Community Services</u></b>  |                    |
| 600 Supplies   | 10,000             |
| <b>Total Community Services</b>  | <b>\$10,000</b>    |
| <b>Total Operation of Non-Instructional Services</b>                             | <b>\$498,268</b>   |
| <b>4000 Facilities Acquisition, Construction and Improvement Services</b>        |                    |
| <b>4000 <u>Facilities Acquisition, Construction and Improvement Services</u></b> |                    |
| 400 Purchased Property Services  | 175,000            |
| <b>Total Facilities Acquisition, Construction and Improvement Services</b>       | <b>\$175,000</b>   |
| <b>Total Facilities Acquisition, Construction and Improvement Services</b>       | <b>\$175,000</b>   |



LEA : 105258503      Northwestern SD

Printed 6/21/2022 10:27:07 AM

| <u>Description</u>  | <u>Amount</u>       |
|---|---------------------|
| <b>5000 Other Expenditures and Financing Uses</b>                       |                     |
| <b>5100 <u>Debt Service / Other Expenditures and Financing Uses</u></b> |                     |
| 800 Other Objects   | 195,750             |
| <b>Total Debt Service / Other Expenditures and Financing Uses</b>       | <b>\$195,750</b>    |
| <b>5200 <u>Interfund Transfers - Out</u></b>                            |                     |
| 900 Other Uses of Funds   | 1,719,400           |
| <b>Total Interfund Transfers - Out</b>                                  | <b>\$1,719,400</b>  |
| <b>5900 <u>Budgetary Reserve</u></b>                                    |                     |
| 800 Other Objects   | 228,000             |
| <b>Total Budgetary Reserve</b>  | <b>\$228,000</b>    |
| <b>Total Other Expenditures and Financing Uses</b>                      | <b>\$2,143,150</b>  |
| <b>TOTAL EXPENDITURES</b>   | <b>\$28,437,044</b> |

Cash and Short-Term Investments

|  | 06/30/2022 Estimate | 06/30/2023 Projection |
|--|---------------------|-----------------------|
| General Fund   | 13,413,599          | 10,510,014            |
| Public Purpose (Expendable) Trust Fund                       |                     |                       |
| Other Comptroller-Approved Special Revenue Funds             |                     |                       |
| Athletic / School-Sponsored Extra Curricular Activities Fund |                     |                       |
| Capital Reserve Fund - § 690, §1850                          |                     |                       |
| Capital Reserve Fund - § 1431                                | 3,941,472           | 2,542,000             |
| Other Capital Projects Fund                                  |                     |                       |
| Debt Service Fund  |                     |                       |
| Food Service / Cafeteria Operations Fund                     | 210,055             |                       |
| Child Care Operations Fund                                   |                     |                       |
| Other Enterprise Funds                                       |                     |                       |
| Internal Service Fund  |                     |                       |
| Private Purpose Trust Fund                                   |                     |                       |
| Investment Trust Fund  |                     |                       |
| Pension Trust Fund   |                     |                       |
| Activity Fund  |                     |                       |
| Other Agency Fund  |                     |                       |
| Permanent Fund   |                     |                       |
| Total Cash and Short-Term Investments                        | \$17,565,126        | \$13,052,014          |

Long-Term Investments

|  | 06/30/2022 Estimate | 06/30/2023 Projection |
|--|---------------------|-----------------------|
| General Fund   | 499,051             | 599,000               |
| Public Purpose (Expendable) Trust Fund                       |                     |                       |
| Other Comptroller-Approved Special Revenue Funds             |                     |                       |
| Athletic / School-Sponsored Extra Curricular Activities Fund |                     |                       |
| Capital Reserve Fund - § 690, §1850                          |                     |                       |
| Capital Reserve Fund - § 1431                                | 451,972             | 299,000               |
| Other Capital Projects Fund                                  |                     |                       |
| Debt Service Fund  |                     |                       |
| Food Service / Cafeteria Operations Fund                     |                     |                       |
| Child Care Operations Fund                                   |                     |                       |
| Other Enterprise Funds                                       |                     |                       |
| Internal Service Fund  |                     |                       |
| Private Purpose Trust Fund                                   |                     |                       |
| Investment Trust Fund  |                     |                       |
| Pension Trust Fund   |                     |                       |
| Activity Fund  |                     |                       |
| Other Agency Fund  |                     |                       |

LEA : 105258503      Northwestern SD

| <u>Long-Term Investments</u> | <u>06/30/2022 Estimate</u> | <u>06/30/2023 Projection</u> |
|------------------------------|----------------------------|------------------------------|
| Permanent Fund               |                            |                              |
| Total Long-Term Investments  | \$951,023                  | \$898,000                    |
| TOTAL CASH AND INVESTMENTS   | \$18,516,149               | \$13,950,014                 |

LEA : 105258503      Northwestern SD

| <u>Long-Term Indebtedness</u>   | <u>06/30/2022 Estimate</u> | <u>06/30/2023 Projection</u> |
|---|----------------------------|------------------------------|
| <b>General Fund</b>   |                            |                              |
| 0510 Bonds Payable  | 6,495,000                  | 6,225,000                    |
| 0520 Extended-Term Financing Agreements Payable                           |                            |                              |
| 0530 Lease-Purchase Obligations   |                            |                              |
| 0540 Accumulated Compensated Absences                                     | 630,799                    | 706,807                      |
| 0550 Authority Lease Obligations  |                            |                              |
| 0560 Other Post-Employment Benefits (OPEB)                                | 2,031,699                  | 2,052,016                    |
| 0599 Other Noncurrent Liabilities   |                            |                              |
| <b>Total General Fund</b>   | <b>\$9,157,498</b>         | <b>\$8,983,823</b>           |
| <b>Public Purpose (Expendable) Trust Fund</b>                             |                            |                              |
| 0510 Bonds Payable  |                            |                              |
| 0520 Extended-Term Financing Agreements Payable                           |                            |                              |
| 0530 Lease-Purchase Obligations   |                            |                              |
| 0540 Accumulated Compensated Absences                                     |                            |                              |
| 0550 Authority Lease Obligations  |                            |                              |
| 0560 Other Post-Employment Benefits (OPEB)                                |                            |                              |
| 0599 Other Noncurrent Liabilities   |                            |                              |
| <b>Total Public Purpose (Expendable) Trust Fund</b>                       |                            |                              |
| <b>Other Comptroller-Approved Special Revenue Funds</b>                   |                            |                              |
| 0510 Bonds Payable  |                            |                              |
| 0520 Extended-Term Financing Agreements Payable                           |                            |                              |
| 0530 Lease-Purchase Obligations   |                            |                              |
| 0540 Accumulated Compensated Absences                                     |                            |                              |
| 0550 Authority Lease Obligations  |                            |                              |
| 0560 Other Post-Employment Benefits (OPEB)                                |                            |                              |
| 0599 Other Noncurrent Liabilities   |                            |                              |
| <b>Total Other Comptroller-Approved Special Revenue Funds</b>             |                            |                              |
| <b>Athletic / School-Sponsored Extra Curricular Activities Fund</b>       |                            |                              |
| 0510 Bonds Payable  |                            |                              |
| 0520 Extended-Term Financing Agreements Payable                           |                            |                              |
| 0530 Lease-Purchase Obligations   |                            |                              |
| 0540 Accumulated Compensated Absences                                     |                            |                              |
| 0550 Authority Lease Obligations  |                            |                              |
| 0560 Other Post-Employment Benefits (OPEB)                                |                            |                              |
| 0599 Other Noncurrent Liabilities   |                            |                              |
| <b>Total Athletic / School-Sponsored Extra Curricular Activities Fund</b> |                            |                              |
| <b>Capital Reserve Fund - \$ 690, \$1850</b>                              |                            |                              |
| 0510 Bonds Payable  |                            |                              |
| 0520 Extended-Term Financing Agreements Payable                           |                            |                              |

LEA : 105258503      Northwestern SD

| <u>Long-Term Indebtedness</u>                   | <u>06/30/2022 Estimate</u> | <u>06/30/2023 Projection</u> |
|---|----------------------------|------------------------------|
| 0530 Lease-Purchase Obligations                 |                            |                              |
| 0540 Accumulated Compensated Absences           |                            |                              |
| 0550 Authority Lease Obligations                |                            |                              |
| 0560 Other Post-Employment Benefits (OPEB)      |                            |                              |
| 0599 Other Noncurrent Liabilities               |                            |                              |
| Total Capital Reserve Fund - \$ 690, \$1850     |                            |                              |
| Capital Reserve Fund - \$ 1431                  |                            |                              |
| 0510 Bonds Payable                              |                            |                              |
| 0520 Extended-Term Financing Agreements Payable |                            |                              |
| 0530 Lease-Purchase Obligations                 |                            |                              |
| 0540 Accumulated Compensated Absences           |                            |                              |
| 0550 Authority Lease Obligations                |                            |                              |
| 0560 Other Post-Employment Benefits (OPEB)      |                            |                              |
| 0599 Other Noncurrent Liabilities               |                            |                              |
| Total Capital Reserve Fund - \$ 1431            |                            |                              |
| Other Capital Projects Fund                     |                            |                              |
| 0510 Bonds Payable                              |                            |                              |
| 0520 Extended-Term Financing Agreements Payable |                            |                              |
| 0530 Lease-Purchase Obligations                 |                            |                              |
| 0540 Accumulated Compensated Absences           |                            |                              |
| 0550 Authority Lease Obligations                |                            |                              |
| 0560 Other Post-Employment Benefits (OPEB)      |                            |                              |
| 0599 Other Noncurrent Liabilities               |                            |                              |
| Total Other Capital Projects Fund               |                            |                              |
| Debt Service Fund                               |                            |                              |
| 0510 Bonds Payable                              |                            |                              |
| 0520 Extended-Term Financing Agreements Payable |                            |                              |
| 0530 Lease-Purchase Obligations                 |                            |                              |
| 0540 Accumulated Compensated Absences           |                            |                              |
| 0550 Authority Lease Obligations                |                            |                              |
| 0560 Other Post-Employment Benefits (OPEB)      |                            |                              |
| 0599 Other Noncurrent Liabilities               |                            |                              |
| Total Debt Service Fund                         |                            |                              |
| Food Service / Cafeteria Operations Fund        |                            |                              |
| 0510 Bonds Payable                              |                            |                              |
| 0520 Extended-Term Financing Agreements Payable |                            |                              |
| 0530 Lease-Purchase Obligations                 |                            |                              |
| 0540 Accumulated Compensated Absences           |                            |                              |
| 0550 Authority Lease Obligations                |                            |                              |

LEA : 105258503      Northwestern SD

| <u>Long-Term Indebtedness</u>                   | <u>06/30/2022 Estimate</u> | <u>06/30/2023 Projection</u> |
|---|----------------------------|------------------------------|
| 0560 Other Post-Employment Benefits (OPEB)      |                            |                              |
| 0599 Other Noncurrent Liabilities               |                            |                              |
| Total Food Service / Cafeteria Operations Fund  |                            |                              |
| Child Care Operations Fund                      |                            |                              |
| 0510 Bonds Payable                              |                            |                              |
| 0520 Extended-Term Financing Agreements Payable |                            |                              |
| 0530 Lease-Purchase Obligations                 |                            |                              |
| 0540 Accumulated Compensated Absences           |                            |                              |
| 0550 Authority Lease Obligations                |                            |                              |
| 0560 Other Post-Employment Benefits (OPEB)      |                            |                              |
| 0599 Other Noncurrent Liabilities               |                            |                              |
| Total Child Care Operations Fund                |                            |                              |
| Other Enterprise Funds                          |                            |                              |
| 0510 Bonds Payable                              |                            |                              |
| 0520 Extended-Term Financing Agreements Payable |                            |                              |
| 0530 Lease-Purchase Obligations                 |                            |                              |
| 0540 Accumulated Compensated Absences           |                            |                              |
| 0550 Authority Lease Obligations                |                            |                              |
| 0560 Other Post-Employment Benefits (OPEB)      |                            |                              |
| 0599 Other Noncurrent Liabilities               |                            |                              |
| Total Other Enterprise Funds                    |                            |                              |
| Internal Service Fund                           |                            |                              |
| 0510 Bonds Payable                              |                            |                              |
| 0520 Extended-Term Financing Agreements Payable |                            |                              |
| 0530 Lease-Purchase Obligations                 |                            |                              |
| 0540 Accumulated Compensated Absences           |                            |                              |
| 0550 Authority Lease Obligations                |                            |                              |
| 0560 Other Post-Employment Benefits (OPEB)      |                            |                              |
| 0599 Other Noncurrent Liabilities               |                            |                              |
| Total Internal Service Fund                     |                            |                              |
| Private Purpose Trust Fund                      |                            |                              |
| 0510 Bonds Payable                              |                            |                              |
| 0520 Extended-Term Financing Agreements Payable |                            |                              |
| 0530 Lease-Purchase Obligations                 |                            |                              |
| 0540 Accumulated Compensated Absences           |                            |                              |
| 0550 Authority Lease Obligations                |                            |                              |
| 0560 Other Post-Employment Benefits (OPEB)      |                            |                              |
| 0599 Other Noncurrent Liabilities               |                            |                              |
| Total Private Purpose Trust Fund                |                            |                              |

LEA : 105258503      Northwestern SD

| <u>Long-Term Indebtedness</u>                   | <u>06/30/2022 Estimate</u> | <u>06/30/2023 Projection</u> |
|---|----------------------------|------------------------------|
| <b>Investment Trust Fund</b>                    |                            |                              |
| 0510 Bonds Payable                              |                            |                              |
| 0520 Extended-Term Financing Agreements Payable |                            |                              |
| 0530 Lease-Purchase Obligations                 |                            |                              |
| 0540 Accumulated Compensated Absences           |                            |                              |
| 0550 Authority Lease Obligations                |                            |                              |
| 0560 Other Post-Employment Benefits (OPEB)      |                            |                              |
| 0599 Other Noncurrent Liabilities               |                            |                              |
| <b>Total Investment Trust Fund</b>              |                            |                              |
| <b>Pension Trust Fund</b>                       |                            |                              |
| 0510 Bonds Payable                              |                            |                              |
| 0520 Extended-Term Financing Agreements Payable |                            |                              |
| 0530 Lease-Purchase Obligations                 |                            |                              |
| 0540 Accumulated Compensated Absences           |                            |                              |
| 0550 Authority Lease Obligations                |                            |                              |
| 0560 Other Post-Employment Benefits (OPEB)      |                            |                              |
| 0599 Other Noncurrent Liabilities               |                            |                              |
| <b>Total Pension Trust Fund</b>                 |                            |                              |
| <b>Activity Fund</b>                            |                            |                              |
| 0510 Bonds Payable                              |                            |                              |
| 0520 Extended-Term Financing Agreements Payable |                            |                              |
| 0530 Lease-Purchase Obligations                 |                            |                              |
| 0540 Accumulated Compensated Absences           |                            |                              |
| 0550 Authority Lease Obligations                |                            |                              |
| 0560 Other Post-Employment Benefits (OPEB)      |                            |                              |
| 0599 Other Noncurrent Liabilities               |                            |                              |
| <b>Total Activity Fund</b>                      |                            |                              |
| <b>Other Agency Fund</b>                        |                            |                              |
| 0510 Bonds Payable                              |                            |                              |
| 0520 Extended-Term Financing Agreements Payable |                            |                              |
| 0530 Lease-Purchase Obligations                 |                            |                              |
| 0540 Accumulated Compensated Absences           |                            |                              |
| 0550 Authority Lease Obligations                |                            |                              |
| 0560 Other Post-Employment Benefits (OPEB)      |                            |                              |
| 0599 Other Noncurrent Liabilities               |                            |                              |
| <b>Total Other Agency Fund</b>                  |                            |                              |
| <b>Permanent Fund</b>                           |                            |                              |
| 0510 Bonds Payable                              |                            |                              |
| 0520 Extended-Term Financing Agreements Payable |                            |                              |

|  |                            |                                 |  |
|--|----------------------------|---------------------------------|--|
| 2022-2023 Final General Fund Budget        |                            | Schedule Of Indebtedness (DEBT) |  |
| LEA : 105258503      Northwestern SD       |                            |                                 |  |
| Printed 6/21/2022 10:27:10 AM              |                            | Page - 5 of 6                   |  |
| <u>Long-Term Indebtedness</u>              | <u>06/30/2022 Estimate</u> | <u>06/30/2023 Projection</u>    |  |
| 0530 Lease-Purchase Obligations            |                            |                                 |  |
| 0540 Accumulated Compensated Absences      |                            |                                 |  |
| 0550 Authority Lease Obligations           |                            |                                 |  |
| 0560 Other Post-Employment Benefits (OPEB) |                            |                                 |  |
| 0599 Other Noncurrent Liabilities          |                            |                                 |  |
| <b>Total Permanent Fund</b>                |                            |                                 |  |
| <b>Total Long-Term Indebtedness</b>        | <b>\$9,157,498</b>         | <b>\$8,983,823</b>              |  |



| <u>Short-Term Payables</u>                                   | <u>06/30/2022 Estimate</u> | <u>06/30/2023 Projection</u> |
|--|----------------------------|------------------------------|
| General Fund   |                            |                              |
| Public Purpose (Expendable) Trust Fund                       |                            |                              |
| Other Comptroller-Approved Special Revenue Funds             |                            |                              |
| Athletic / School-Sponsored Extra Curricular Activities Fund |                            |                              |
| Capital Reserve Fund - § 690, §1850                          |                            |                              |
| Capital Reserve Fund - § 1431                                |                            |                              |
| Other Capital Projects Fund                                  |                            |                              |
| Debt Service Fund  |                            |                              |
| Food Service / Cafeteria Operations Fund                     |                            |                              |
| Child Care Operations Fund                                   |                            |                              |
| Other Enterprise Funds                                       |                            |                              |
| Internal Service Fund  |                            |                              |
| Private Purpose Trust Fund                                   |                            |                              |
| Investment Trust Fund  |                            |                              |
| Pension Trust Fund   |                            |                              |
| Activity Fund  |                            |                              |
| Other Agency Fund  |                            |                              |
| Permanent Fund   |                            |                              |
| Total Short-Term Payables                                    |                            |                              |
| TOTAL INDEBTEDNESS   | \$9,157,498                | \$8,983,823                  |

| Account Description   | Amounts      |
|---|--------------|
| 0810 Nonspendable Fund Balance  | 516,266      |
| 0820 Restricted Fund Balance  |              |
| 0830 Committed Fund Balance   | 9,880,188    |
| 0840 Assigned Fund Balance  |              |
| 0850 Unassigned Fund Balance  | 1,953,094    |
| Total Ending Fund Balance - Committed, Assigned, and Unassigned                               | \$11,833,282 |
| 5900 Budgetary Reserve  | 228,000      |
| Total Estimated Ending Committed, Assigned, and Unassigned Fund Balance and Budgetary Reserve | \$12,577,548 |